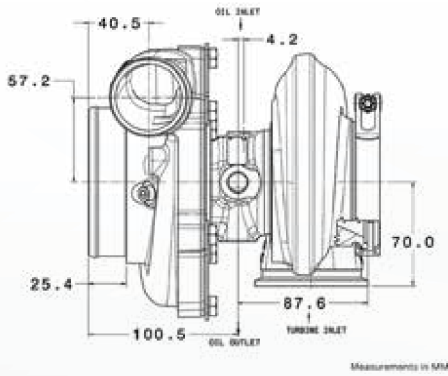



# GTX2976R

Horsepower: 360 - 620  
Displacement: 1.8L - 3.0L

**Honeywell**



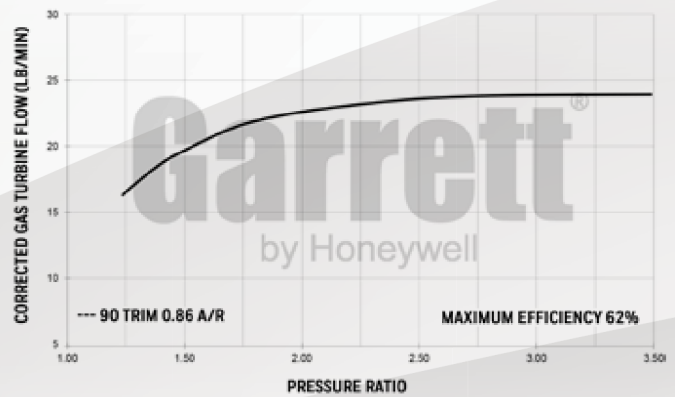
## COMPRESSOR MAP



## FEATURES:

- ◆ FEATURES ORIGINAL GTX COMP WHEEL AERODYNAMICS
- ◆ WASTEGATE ACTUATORS & BRACKET KIT AVAILABLE ON PG. 56
- ◆ SUPER CORE AND TURBINE KIT SOLD SEPARATELY

## EXHAUST FLOW CHART



Super Core Reference Data		Compressor				Turbine		
Super Core PN	CHRA PN	Inducer	Exducer	Trim	A/R	Inducer	Exducer	Trim
836041-5004S	836013-0004	58mm	76mm	58	0.60	57mm	54mm	90
Notes: Super Core and Turbine Kit Sold Separately		Turbine Kit PN	A/R	Inlet	Outlet	Wastegate	Divided	Trim
		827690-0007	0.86	T25	5-Bolt	Wastegated	N	90
		740902-0051	0.61	V-Band	V-band	Free Float	N	90
		740902-0050	0.83	V-Band	V-band	Free Float	N	90
		740902-0049	1.01	V-Band	V-band	Free Float	N	90

**Garrett**  
by Honeywell